

**PROLINE**



**PROFESSIONAL**  
TURF CARE EQUIPMENT

*When only the best will do...*







**MANUFACTURING  
EXCELLENCE  
SINCE 1962**

Since 1962 the Wessex name has been synonymous with superb quality, British built machines for the agricultural and groundcare markets. Our equipment is built for demanding applications, where reliability and durability are paramount.

**WESSEX INTERNATIONAL'S** global distribution network has distributors and dealerships in many countries. Whatever Wessex product you invest in, you can be sure of support from your local dealer right through the machines lifetime, backed by Wessex International's commitment to excellent customer service.

Our friendly and knowledgeable staff are here to advise you on the best equipment for your application. We are convinced you will find our machinery beneficial to your organisation both in terms of user satisfaction and economic ownership.

**CHARLES BROWNING**

Managing director



**1962**

In the heart of rural Hampshire, Wessex began manufacturing grass cutting and forage equipment.



**1970's**

Wessex were the first to manufacture a range of scaled down implements to suit the new compact tractor from Japan.



**1980's**

Wessex increased their focus on equipment to meet the needs of landscapers and grounds maintenance contractors.



**1990's**

As ATV's started to grow in popularity, Wessex produced a line-up of attachments to suit.



**2003**

Broadwood International was established as the distributor of quality equipment including the well-known SnowEx salt spreaders & SweepEx push brooms.



**2008**

Broadwood International acquired Wessex Machinery – now a leading manufacturer of professional grounds maintenance machinery.



**2014**

In line with the increased focus on global distribution of the Wessex ProLine product range, the company has been renamed Wessex International. This coincides with relocation to the current 50,000sqft factory in Andover, Hampshire.



## **BENEFITS OF A PROFESSIONAL ROLLER MOWER** 4-5

### **ROLLER MOWERS**

<b>RMX-180</b> , 1.8m	6
<b>RMX-240</b> , 2.4m	7
<b>RMX-300</b> , 3.0m	8
<b>RMX-360</b> , 3.6m	9
<b>RMX-500</b> , 5.0m	10-11
<b>RMX-560</b> , 5.6m	12
<b>RMX-680</b> , 6.8m	13
<b>RMX-800</b> , 8.0m	14

## **RMX & CRX OPTIONAL EXTRAS** 15

### **CRX MULTI-CUT ROTARY MOWERS** 16-19

<b>CRX-150</b> , 1.5m
<b>CRX-180</b> , 1.8m
<b>CRX-240</b> , 2.4m
<b>CRX-410</b> , 4.1m

### **MULTI-FUNCTIONAL COLLECTORS** 20-23

<b>STC 120/180</b> , Sweeper Collector
<b>STC 120/180</b> , Flail Collector
<b>STC 120/180</b> , Scarifier Collector

### **FRX OUT-FRONT FLAIL MOWERS MOWERS** 24-25

<b>FRX-150</b> , 1.5m
<b>FRX-150-H</b> , 1.5m

## **AFTER-SALES SERVICE** 26

## **MERCHANDISE** 27



**"IT'S SIMPLE,  
WE SPECIALISE  
IN CUT GRASS"**

### **WANT THE BEST AFTER- SALES SERVICE?**

Turn to page 26 to find out more.

### **LIKE WESSEX? THEN YOU'LL LOVE OUR MERCHANDISING!**

Turn to page 27 to find out more.

*When only the best will do...*



The Wessex RMX ProLine roller mower heralded a new dimension of sports and amenity turf maintenance –  
**A cost effective way of professional turf mowing.**

### No ordinary mower...

The Wessex RMX ProLine roller mower is not to be confused with a rotary topper or finishing mower. With full width rollers front and rear, precision blades and an exceptionally high blade tip speed, a premium cut quality with a professional striped effect is easily achieved.

### Traditional cylinder mowers incur high costs!

Traditionally cylinder mowers were the only way to achieve a premium cut. The annual costs of cylinder regrinds, bottom blade replacements, constant bed knife adjustments and hydraulic oil filters were an accepted overhead. With the Wessex RMX ProLine roller mower, this has changed!

## "IT SEEMS WESSEX HAVE THOUGHT OF IT ALL"

– SAYS HORTICULTURE WEEK MAGAZINE REPORTER



### EASY SERVICING AND MAINTENANCE

The RMX roller mower range has been designed to make essential maintenance easy.



Quarter turn fixings allow quick removal of belt & covers.



Simple cutting height adjustment.



### KEY FEATURES & BENEFITS


- 1 QUARTER TURN GUARD FIXINGS** – Time saving for ease of maintenance.
- 2 FLOATING LINKAGE POINTS** – Allows ground contours to be followed accurately.
- 3 FULL WIDTH ROLLERS** – Follows ground contours accurately, leaving a professional striped effect on the turf.
- 4 5MM HEAVY PRESSED STEEL DECK** – Integral strength for long service life. Sand blasted and powder coated for maximum durability.
- 5 RIGID BELT TENSIONERS** – Ensures constant power transmission. No bounce as with a spring tensioner.
- 6 SIMPLE CUTTING HEIGHT ADJUSTMENT** – Single spanner operation allows infinite cutting height variation. Greasable threads are enclosed beneath the deck to protect from debris.
- 7 TWIN BELT DRIVE** – For maximum power transmission to cope with larger volumes of grass.
- 8 HEAVY DUTY BEVEL GEARBOX** – For smooth and quiet operation
- 9 ROLLER SCRAPER** – Keeps rollers free of debris build-up.
- 10 ROTOR BAFFLES** – Ensure even grass distribution across the full width of the machine.
- 11 SINGLE BLADE BOLT FIXINGS** – Are self tightening and act as shock overload protection.
- 12 ANTI-SCALP DISCS** – Eliminate scalping and protect the turf when cutting very low.
- 13 TWIN TAPERED ROLLER BEARINGS** – Ensure a long service life, as they are designed to withstand side-thrust when turning during mowing.
- 14 CAST ROLLER END CAPS** – Keep maintenance costs to a minimum, as components can be replaced individually.
- 15 FRICTION WELDED CUTTER SPINDLES** – Run in heavy cast housing for maximum durability.
- 16 GOLDCUT BLADES** – Zone hardened precision blades spin at 96m/sec for premium cut quality at a fast forward speed. Blades pivot to minimise stone damage, and have an upturn to generate suction effect.





# WESSEX 3 YEAR WARRANTY

Turn to page 26 to find out more.



## THE WESSEX BELT-DRIVEN TRANSMISSION OFFERS...

- ✓ **QUIETER OPERATION**
- ✓ **LOWER FUEL CONSUMPTION**
- ✓ **LOWER MAINTENANCE COSTS**

compared with shaft-driven alternatives

### ROLLER END CAP



### SPINDLE ASSEMBLY



### GOLDCUT BLADES







**"OTHER GROUNDSMEN COME UP TO ME  
AND ASK WHAT KIND OF CYLINDER MOWER  
WE ARE USING? WHEN I TELL THEM IT'S A  
ROTARY, DISBELIEF TURNS INTO A WHOLE  
CONVERSATION ABOUT OUR WESSEX  
PROLINE RMX-180 ROLLER MOWER"**

– DAVID HURST - UNIVERSITY GROUNDSMAN

**OPTIONAL  
FRONT  
MOUNTING  
AVAILABLE**

The **RMX-180**, with a 1.8m working width is the smallest of the RMX Series roller mowers. Requiring a tractor of only 30hp, it's compact design allows easy transport on a trailer – ideal for the contractor needing to transport the machine from site to site.



**SCAN  
TO SEE  
A DEMO  
RMX-180**



#### **SPECIFICATIONS**

#### **RMX-180**

Cutting width	1.8m
Overall width	1.93m
Approx weight	467kg
Cutting height range	10-100mm
No. of cutting spindles	3
Power required	30hp
Workrate (at 12mph)	7.4 acres/hr





**"THE CLUB FROM THE CHAIRMAN DOWN IS SO PLEASED WITH THE RESULTS, PEOPLE HAVE REMARKED ON HOW MUCH BETTER THE PITCHES ARE SINCE WE'VE HAD THE WESSEX. IT'S IN ANOTHER LEAGUE ALTOGETHER"**

~ JIM - FERGUSON FA GROUNDSMAN

**OPTIONAL  
FRONT  
MOUNTING  
AVAILABLE**

Popular with councils and local authorities, the **RMX-240** with its 2.4m working width is the widest rigid roller mower which can be transported on the public highway behind a tractor.

*When only the best will do...*



**SCAN  
TO SEE  
A DEMO  
RMX-240**



#### **SPECIFICATIONS**

#### **RMX-240**

Cutting width	2.4m
Overall width	2.53m
Approx weight	640kg
Cutting height range	10-100mm
No. of cutting spindles	4
Power required	40hp
Workrate (at 12mph)	9.8 acres/hr





**"WE'RE VERY PLEASED WITH THE  
FINISH WE GET ON OUR CRICKET  
OUTFIELD. ADJUSTMENT IS EASY AND  
SERVICING IS SIMPLE AND ECONOMIC"**

– MICHAEL CLARK – PRIVATE SCHOOL GROUNDSMAN

**OPTIONAL  
FRONT  
MOUNTING  
AVAILABLE**

Ideal for large private estates and sports complexes where road travel is not necessary, the **RMX-300** has a working width of 3.0m and will complement tractors from 55hp upwards.



**SCAN  
TO SEE  
A DEMO  
RMX-300**



## **SPECIFICATIONS**

### **RMX-300**

Cutting width	3.0m
Overall width	3.13m
Approx weight	722kg
Cutting height range	10-100mm
No. of cutting spindles	5
Power required	55hp
Workrate (at 12mph)	12.3 acres/hr





SCAN  
TO SEE  
A DEMO  
RMX-360



Offering a generous 3.6m working width, yet within highway width restrictions in transport, the **RMX-360** is the ideal local authority machine.

The RMX-360 has 6 rotors and full width rollers front and rear. This means that ground contours are followed accurately and ensures an un-broken striped effect on the turf.

The RMX-360 is designed for use on large open flat areas without sharp undulations i.e., school playing fields and sports pitches. The RMX-360 can be mounted on the tractors 3 point linkage, or with the ProGlider chassis which allows the machine to be trailed on the drawbar.



## SPECIFICATIONS

### RMX-360

Cutting width	3.6m
Overall width	3.73m
Transport width	2.4m
Weight mounted	1,269kg
Weight with ProGlider	1,871kg
Cutting height range	10-100mm
No. of cutting spindles	6
Power required	65hp
Workrate (at 12mph)	14.8 acres/hr



## BENEFITS OF OPTIONAL PROGLIDER CHASSIS

### TRAILED AS OPPOSED TO MOUNTED

– Eliminates road-bounce.

**INDEPENDENT SUSPENSION** – Smooth road travel.

**ROAD LIGHTING KIT** – Be seen in the dark!

**WHEELS AND RUNNING GEAR** – Rated to 40kph

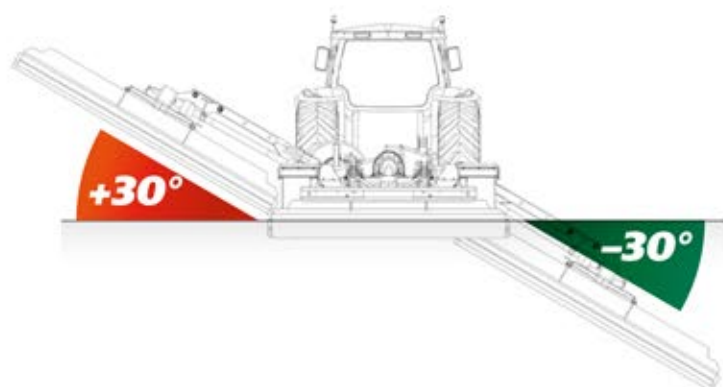


The Wessex RMX ProLine **TRI-DECK** machines have set a new benchmark in high output roller mowers. Incorporating all the benefits of the popular rigid deck units into one superb machine, these mowers are the perfect choice for the council and local authority contractor.

Reduce mowing times and increase output and profitability!

#### Wessex patents

The Wessex RMX ProLine tri-deck machines carry patents on their design which puts them in a league of their own.



#### KEY FEATURES & BENEFITS

**WING DECKS WILL CUT BETWEEN -30° AND +30° FROM HORIZONTAL** – Ideal for bank work.

**REARSTEER DECK PIVOTS TO FOLLOW DIRECTION OF TRAVEL** – Reduces side turf damage when turning.

**INDEPENDENT FLOAT ON ALL DECKS** – Superb ground contour following.

**TURF TYRES** – For minimal ground compaction.

**INDEPENDENT SUSPENSION** – For smooth road travel.

**AVAILABLE IN** – 5.0m, 5.6m, 6.8m and 8.0m working widths.

**OPTIONAL** – Spare wheel and hydraulic brakes.

**REDUCED MAINTENANCE** – Low operational costs, save both time and money.

**PREMIUM CUT** – High blade tip speed gives superb results every time.

**REDUCE FUEL CONSUMPTION** – Save up to 50% in fuel costs.



#### **TORQ<sup>3</sup>** TRANSMISSION SYSTEM

**FULL POWER DRIVE TO WING DECKS WHEN OPERATING BETWEEN -30° AND +30° FROM HORIZONTAL** – Perfect for bank work and undulating ground.

**INDEPENDENT WING CONTROL WITH NO ELECTRO-HYDRAULICS OR CLUTCHES** – Low maintenance.

**OPERATIONAL WITH ONE OR BOTH WINGS LIFTED** – Increased versatility.

*When only the best will do...*





**"WE ARE ACHIEVING A MUCH BETTER QUALITY FINISH ON THE FOOTBALL AND RUGBY PITCHES COMPARED TO OUR OLD GANGS, AND WE HAVE BEEN ABLE TO USE THE WESSEX MACHINES THROUGHOUT THE YEAR IN ALL SORTS OF VARYING CONDITIONS, AND A LOT FASTER."**

— MIKE LAWRIE - MANCHESTER CITY COUNCIL

The **RMX-500** with its 5m working width is the most popular Wessex roller mower with councils and local authority contractors. It requires a tractor of only 70hp, and has a work rate of 20.5 acres/hr.



SCAN  
TO SEE  
A DEMO  
**RMX-680**

**SPECIFICATIONS****RMX-500**

Cutting width	5.0m
Overall width	5.13m
Transport width	2.3m
Centre deck	1.8m
Wing decks	1.8m
Weight	2740kg
Cutting height range	10-100mm
No. of cutting spindles	9
Power required	70hp
Workrate (at 12mph)	20.5 acres/hr



**"THE CUT IS AS GOOD AS OUR OLD GANG MOWERS  
AND WE'RE ENJOYING REDUCED MAINTENANCE  
WHICH IS SAVING TIME AND MONEY."**

– DAMIEN WOODS - FIFE COUNCIL



*When only the best will do...*

With a cutting width of 5.6m the **RMX-560** is very popular with councils, local authority contractors and sports clubs including polo, football, horseracing and rugby.



SCAN  
TO SEE  
A DEMO  
RMX-560



#### **SPECIFICATIONS**

#### **RMX-560**

Cutting width	5.6m
Overall width	5.73m
Transport width	2.53m
Centre deck	2.4m
Wing decks	1.8m
Weight	2880kg
Cutting height range	10-100mm
No. of cutting spindles	10
Power required	80hp
Workrate (at 12mph)	23.0 acres/hr





*When only the best will do...*

Requiring a tractor of only 90hp, The **RMX-680** is a perfect machine for the council, contractor, sports complex or any other large amenity areas, thanks to its impressive workrate of 27.9 acres/hr.

**SPECIFICATIONS****RMX-680**

Cutting width	6.8m
Overall width	6.93m
Transport width	2.53m
Centre deck	2.4m
Wing decks	2.4m
Weight	3300kg
Cutting height range	10-100mm
No. of cutting spindles	12
Power required	90hp
Workrate (at 12mph)	27.9 acres/hr



SCAN  
TO SEE  
A DEMO  
**RMX-680**







The **RMX-800** with its massive 8.0m working width will cover the ground like nothing else!

It's getting bigger and better!

This superb machine will leave a premium cut quality at a stunning rate of nearly 40 acres per hour. Ideally suited to turf growers and polo pitches, or anyone who is cutting large acreage regularly and wanting a superb finish and fast!



SCAN  
TO SEE  
A DEMO  
RMX-800



**"SUPERB FINISH AND  
FAST - NEARLY 40  
ACRES PER HOUR!"**

**SPECIFICATIONS****RMX-800**

Cutting width	8.0m
Overall width	8.13m
Transport width	2.53m
Centre deck	2.4m
Wing decks	3.0m
Weight	3465kg
Cutting height range	10-100mm
No. of cutting spindles	14
Power required	110hp
Workrate (at 12mph)	38.6 acres/hr



# W RMX & CRX

OPTIONAL EXTRAS

## W WINTER SERVICE KIT



## W SPIROCUT<sup>4</sup> BLADE SYSTEM



## W PROMULCHER MULCHING BLADES



## SPIROCUT<sup>4</sup> BLADE SYSTEM

The SpiroCut 4 blade system is a unique cutting system cleverly designed using 4 precision GoldCut blades, a series of curved blade carriers and the laws of centrifugal force to double the cuts per revolution. The SpiroCut 4 blade system will increase work rates and profitability.

## PROMOTIV XP1 HIGH PERFORMANCE GREASE

The Wessex ProMotiv XP1 is a high quality, general purpose grease which is recommended for the general lubrication of moving parts, i.e. height adjustment, roller bearings, PTO shaft and UJ's etc. The Wessex ProMotiv XP1 is a specially formulated lithium based grease with high speed and high temperature properties, and should be used in the RMX spindles, due to their high RPM.

## WINTER SERVICE KIT

Regular maintenance is essential to maintain optimum performance from your machine. The Winter Service kit includes GoldCut blades, fixings, drive belts and ProMotiv grease.

## PROMULCHER MULCHING BLADES

As the grass clippings flow over the blades they are thoroughly lacerated on the serrated up-turn. This enhances the decomposition process of the clippings.

(Protected design)



The Wessex **PROLINE CRX SERIES** MultiCut mowers are truly at the cutting edge of turf mowing technology, offering a cut quality equal to a cylinder mower on sports turf at a fraction of the purchase price and maintenance costs.

Featuring a blade tip speed on a par with the long-proven RMX series professional roller mowers to give that same superb cut quality, the CRX decks also have incorporated the Wessex 'TornadoVent' air-flow system ensuring optimum efficiency in longer grass as well as fine turf. Another unique feature of the CRX series is the option of the 3 different wheel / roller combinations. 4 wheels give maximum manoeuvrability in confined spaces and around obstructions, whilst 2 rollers are preferred when in wide open areas.

The unique Wessex combination mower gives the best of both worlds, with castoring wheels at the front to reduce turf scuffing whilst turning, and a rear roller for the prestigious striped effect on the turf. The CRX rigid decks are also available for front mounting onto a standard cat 1, front linkage, subject to the tractors PTO speed and direction. The CRX rigid decks are available in 1.5m, 1.8m & 2.4m working widths to suit tractors from 18hp+.



## KEY FEATURES & BENEFITS

**ANTI-SCALP ROLLERS** – Prevents scalping

**TORNADO-VENTS** – Precise air-flow for premium cut and clipping dispersal

**ALL SPINDLES GREASABLE ABOVE THE DECK** – Ease of maintenance

**SIMPLE BELT ADJUSTMENT** – Ease of maintenance

**WHEEL HEIGHT ADJUSTMENT BY REMOVABLE BUSHES**

**ROLLERS ADJUSTED BY SIMPLE SCREW-THREAD MECHANISM** – Easy height adjustment

**PUNCTURE PROOF DECK TYRES** – User friendly

**HIGH BLADE TIP SPEED** – Premium finish at fast forward speeds

**BAFFLES AROUND BLADES** – Even grass distribution

**CHOICE OF WHEELS OR ROLLERS** – 3 modes, your choice



## CRX MODES & OPTIONS

Options



### MULCH BLADE OPTION

Options



### REVERSABLE HEAD STOCK FOR FRONT MOUNTING



## FINISHING MOWER



Mode 2



## ROLLER MOWER

Mode 3



## COMBINATION MOWER





The **CRX RIGID DECK MOWERS** are ideal for maintaining areas of high quality turf behind a small tractor, ie, Private estates, large gardens and sports pitches.



## SPECIFICATIONS

**CRX-150 CRX-180 CRX-240**

Cutting width	1.5m	1.8m	2.4m
Overall width	1.66m	1.96m	2.56m
Transport width	1.66m	1.96m	2.56m
Approx weight	266kg	294kg	365kg
Cutting height range	10-110mm	10-110mm	10-110mm
No. of cutting spindles	3	3	3
Power required	18hp	20hp	25hp



## UNIQUE BENEFITS

**TORNADO-VENTS** – Air rushes through the vents to ensure the grass is lifted for a perfect, clean cut every time



SCAN  
HERE TO  
FIND OUT  
MORE





The Wessex **PROLINE CRX-410** is a superb Tri-Deck mower comprising three CRX-150 decks mounted on a winged chassis, Suited to tractors from 35hp upwards the CRX-410 is ideal for maintaining sports pitches, playing fields and amenity turf, as well as golf course rough and semi-rough. Some courses are even using the CRX-410 on the fairways.

The decks all float independently meaning ground contours can be followed accurately and the individual decks are all available in any of the wheel / roller combinations as described on the previous page. The means the operator can chose whether or not to leave a striped effect on the turf. All three decks can pivot on both axis and the rear deck can twist to follow the direction of travel thanks to the patented RearSteer linkage. This reduces scuffing on the turf.

The CRX-410 chassis has wheel gear rated at 40kph, meaning the machine can be towed on the highway from site to site, and a road lighting kit is available as an option. Safety catches on all decks ensure the decks are secured in the transport mode when on the highway. The wide-angle PTO shafts allows zero-turn capability when manouvering around obstacles and the low-ground pressure tyres give minimal turf compaction in work. The ProLift option allows all three decks to be lifted clear of the ground simultaneously when turning if required for cross cutting applications.



## KEY FEATURES & BENEFITS


- 1 ADJUSTABLE DRAWBAR** – Suits all tractors
- 2 WIDE ANGLE PTO** – Tight turning circle
- 3 DUAL AXIS PIVOT MECHANISM** – Follows ground contours accurately
- 4 WIDE TURF TYRES** – Minimal ground compaction
- 5 SUSPENSION** – Smooth Travel
- 6 SAFETY CATCHES ON ALL DECKS** – Security in transport
- 7 SINGLE HYDRAULIC PIPE** – Use with the simplest tractors
- 8 FULLY GUARDED PTO SHAFTS** – Ultimate safety
- 9 PATENTED LINKAGE ALLOWS REARSTEER DECK TO FOLLOW DIRECTION OF TRAVEL** – Minimal turf scuffing



## NOT SHOWN

**HIGHWAY KIT** – Mud guards and rear lights

### CRX-410



### GOLDCUT BLADES





WINNER OF  
HorticultureWeek  
**WhatKit?** TRACTOR MOUNTED  
MOWER OF THE YEAR



**TIGHT TURN**



**PROLIFT**



Fast, nimble and versatile the **CRX-410** is ideal for golf course rough and semi-rough, fairways, as well as sports turf and general amenity applications.



SCAN  
HERE TO  
FIND OUT  
MORE



## SPECIFICATIONS

**CRX-410**

Cutting width	4.1m
Overall width	4.24m
Transport width	2.1m
Approx weight	1,500kg
Cutting height range	10-110mm
No. of cutting spindles	9
Power required	35hp+



## MULTI-FUNCTIONAL COLLECTORS

Available in 1.2m and 1.8m working widths, the **STC** collector is a true, all-year-round machine for the maintenance of public parks, large amenity areas, sports turf and private estates.

Whether the requirement is for a flail collector to cut and collect on an out of season wild flower meadow, a professional scarifier for use on a sports pitch, or for a sweeper collector for clearing autumn leaves from areas of parkland, the STC-120/180 is the ideal machine.

### **W** KEY FEATURES & BENEFITS

**MULTIFUNCTIONAL** – Use one machine for sweeping, scarifying and flail mowing.

**ALL YEAR ROUND MAINTENANCE MACHINE** – Reduced capital outlay.

**SEMI MOUNTED TO THE TRACTOR** – High capacity machine on a small tractor, reduces running costs.

**HYDRAULIC TIP** – Ease of emptying.

**WIDE TURF TYRES** – Minimal ground compaction.

**RUNS ON ITS OWN FOUR WHEELS** – Follows ground contours accurately.

**SIMPLE HEIGHT ADJUSTMENT** – Ease of operation.

**PREMIUM POWDER-COAT PAINT FINISH** – Maximum durability.









## Mode 1

### STC SWEEPER COLLECTOR

Collects autumn leaves and debris brilliantly.

When in sweeping mode, the STC is fitted with the brush rotor comprising 4 banks of hard-wearing polypropylene bristles which will lift autumn leaves, grass clippings and litter effortlessly into the hopper. The bristles, which are secured firmly into a pre-drilled strip with a wire staple, are a generous length to give a good 'flick' action ensuring that the material is thrown to the back of the hopper.

## Mode 2

### STC FLAIL COLLECTOR

Tackling long or short grass is no problem!

As a flail collector, the STC is fitted with a large diameter steel drum rotor with 4 rows of closely spaced flails, and 2 rows of draft paddles to create the suction for collecting the grass. The STC has no narrow throat as with many collectors, therefore long or short grass will be collected efficiently without blocking even in wet conditions.

Not only will the STC leave a fine finish on short turf, but is also ideal for end of season clearance of wild flower areas or golf course rough.

## Mode 3

### STC SCARIFIER COLLECTOR

Leaves sports turf at the top of it's game!

When in scarifying mode, the flail blades are replaced with 2mm verti-cutting knives for a professional scarifying operation. Ideal for sports field work or lawns, the STC scarifier will leave a clean cut through the turf at approx. 30mm centres and will collect the debris in one pass.



SCAN  
TO SEE  
A DEMO  
STC  
MODES AS...



**SWEeping  
LEAVES**



**FLAIL  
COLLECTING**



## Mode change

Whatever mode the STC is purchased in, the option change kits allows the machine to be simply converted to perform the other 2 functions.

### OPTION CHANGE KITS

FROM	TO	STC-120	STC-180
Scarifier	Flail mower (flails only)	OCK 3	OCK 10
Scarifier	Flail mower (rotor change)	OCK 6	OCK 13
Scarifier	Sweeper	OCK 5	OCK 12
Flail mower	Scarifier (flails only)	OCK 4	OCK 11
Flail mower	Scarifier (rotor change)	OCK 7	OCK 14
Flail mower	Sweeper	OCK 5	OCK 12
Sweeper	Scarifier	OCK 1	OCK 8
Sweeper	Flail mower	OCK 2	OCK 9

### SPECIFICATIONS

	STC-120	STC-180
Working width	1.2m	1.8m
Overall width	1.6m	2.2m
Hopper capacity	1.5m <sup>3</sup>	2.25m <sup>3</sup>
Weight (in sweeper mode)	520kg	635kg
Power required	18hp	25hp





Mode 1

 **STC SWEEPER COLLECTOR**



Mode 2

 **STC FLAIL COLLECTOR**



Mode 3


 **STC SCARIFIER COLLECTOR**



Reduced budgets and less frequent mowing cycles mean that the local authorities require a machine that will cut and mulch lush grass without untidy swathing, as with a rotary mower. The Wessex **FRX-150/FRX-150-H** (hydraulic version) out-front flail mowers will do just that!

## KEY FEATURES & BENEFITS

- 1 AERODYNAMIC FLAILS** – Minimum power consumption.
- 2 FULL WIDTH ANTI-SCALP ROLLER** – No unsightly scalping.
- 3 INTEGRAL ROLLER BEARINGS** – Protected for long service life.
- 4 SIMPLE AND POSITIVE HEIGHT ADJUSTMENT** – Ease of operation.
- 5 PUNCTURE PROOF TYRES** – Low maintenance.
- 6 TWIN DRIVE BELT TRANSMISSION** – Handles dense vegetation.
- 7 FULLY GUARDED TO HSE SPECIFICATIONS** – Meets local authority requirements.
- 8 CONTIFLOW DECK DESIGN** – Low profile deck design follows the path of the flails at a constant distance increasing the suction effect and improving mulching efficiency.
- 9 FLOATING LINKAGE** – Excellent ground contour following and a generous lift height which is ideal for kerb clearance and trailer ramps etc.
- 10 WIDE OUTLET** – Maximum performance in long grass.
- 11 HARDENED STEEL STONE GUARDS** – Safety in public areas.
- 12 RIGHT ANGLE DRIVE GEARBOX OR HYDRAULIC MOTOR** – Smooth and quiet operation.
- 13 ROTOR BEARING GUARDS** – Protected for long service life.
- 14 ADJUSTABLE SIDE SKIDS WITH REMOVABLE WEAR-SHOES** – Low maintenance costs.



## SPECIFICATIONS

	FRX-150	FRX-150-H
Cutting width	1.5m	1.5m
Overall width	1.73m	1.73m
Weight	220kg	220kg
Cutting height range	25-100mm	25-100mm
No. of flails	34	34





SCAN  
TO SEE  
A DEMO  
FRX 150



**WILL SUIT MOST LEADING BRANDS OF POWER UNIT  
INCLUDING, JOHN DEERE, KUBOTA, SHIBAURA,  
NEW HOLLAND, RANSOMES, STIGA, ISEKI & TORO**







## **WESSEX AFTER-SALES & SERVICE BACK-UP**

At Wessex International, our care for the customer does not stop at the time of machine purchase. Our dedicated aftersales team with their wealth of experience are here to tend to your needs throughout the working life of the machine. Whether it's machine operation, advice on application, or a technical question over maintenance, we're here to help.

## **DEALER NETWORK**

Wessex ProLine products are sold exclusively through the Wessex UK dealer and global distributor network. Our professional dealers have the market knowledge and experience to recommend the correct product for your application, and their in-house service and maintenance department provides a local centre for all your after service requirements.

## **SPARE PARTS**

Only genuine Wessex spare parts should be used to maintain optimum performance from your Wessex machine. To minimise costly machine downtime, parts orders are dispatched daily to our professional dealer network by next-day carrier service (UK mainland), and 2 day for UK Highlands & Islands. If ordered before 1:00pm, parts will be dispatched the same day (subject to availability). **Our online parts store is open 24 hours a day, 365 days a year.**

Order your parts from your mobile or computer and we'll take care of the rest.

**T:** 01264 345878 **E:** [parts@wessexintl.com](mailto:parts@wessexintl.com)

## **3 YEAR WARRANTY**

All RMX rollers mowers, CRX MultiCut mowers and the FRX out-front flails are available with a 3 year manufacturers warranty. These machines come with a standard one year warranty, and a further 2 years is available at no cost by simply returning a request form at the time of machine installation. This can be downloaded via the website.



**CALL US TO PLACE AN ORDER ON 01264 345870**



**W** **BASEBALL CAP**

One size fits all



**W** **KIT BAG**

Large kit bag complete with carry strap



**W** **THERMAL MUG**

400ml capacity mug



**W** **OVERALLS**

Available in; 36 - 50 inch chest



**W** **TROUSERS**

Available in; S, M, L, XL



**W** **FLEECE-LINED JACKET**

Available in; S, M, L, XL, XXL





**MANUFACTURING EXCELLENCE SINCE 1962**

Dealer stamp



**WESSEX INTERNATIONAL** Charlton House, Caxton Close, East Portway Ind. Est., Andover, Hampshire, SP10 3QN  
**T:** 01264 345870 **F:** 01264 345880 **E:** sales@wessexintl.com **www.wessexintl.com** Follow us on:  

L452. © Wessex International 2016. E&OE. Specifications may change without notice. Wessex International is a trading name of Wessex International Machinery.

